

REVISED SEWING SATURDAY PROJECTS

(Subject to change)

MONTH


INSTRUCTOR

SEPTEMBER 26, 2009

Convergence Quilts

with

Judy Allard



Lots of fun!

Draw for Book "Look What I See Quilts" Won by Sherry Ursel

25 % Off Coupons distributed from A. J.'s Fabrics to all 21 participants of the Saturday Sewing Day.

OCTOBER 24, 2009

Embellished Sweat Shirts

with

Mary Jane Fleming



Some beautiful creations!

Draw Made for Book "Sew It Soft" Won by Sharon Sapay

NOVEMBER 21, 2009

Winnipeg Craft Market Bus

NOVEMBER 28, 2009

Ocean Waves Made Easy

with

Hellen Stafford



Fabric packets (at a price) to make pin cushions & Hot pot mats in order to practice the technique were made available.

Draws Made for Books: Quilters' Companion won by Liz Meyer; Foundations with New Attitude won by Gwen Neufeld; Fun with Fabric Frames won by Heather Compardo and a Pattern, Ribbon Vests won by Birgit Morin

DECEMBER 5, 2009

Sew on your own project.

Draw Made for Two Knit Dishcloths donated by Sandy Armstrong, won by Sharon Sapay. We also had visit from Kathy Beauchene of A.J.'s Fabrics, who is recuperating from an illness but will still be off work until after Christmas.

JANUARY 16, 2010

Dryden Centennial Quilt

Bev and Marlene got everybody organized with sheets donated by Heather Compardo, and the marathon was on.!

5 large hangings 12' x 6' and several 8' x 6' ones finished up from the black felt blocks for the Dryden Centennial Quilts. It is amazing the artistic talents of some of the school children, grades 3 to 8. 10 members helped out all day long. Draws won by Bev Wittaker (Cell phone case pattern) and Marj Salavich ("Add Enough" template for paper piecing).

JANUARY 30, 2010



Place Mat Purses

With Mary LaRocque

Requirements

2 placemats (one for each purse)

Embellishments as desired!

Closure device (your choice)

1 meter (½ m per purse) of a light coloured fabric for the lining and inside pockets

Needles for sewing machine (heavy needles, i.e. blue jean)

Hand bag handles if ready made ones desired otherwise materials will be provided for you to create brown tone 'leather-look' handles at no extra cost

Tote Handle in one or two colours, padded

Hellen

Quick and easy and can relate to the project above. These handles can be used on purses, tote bags, casserole carriers, or where ever a padded handle can be used.

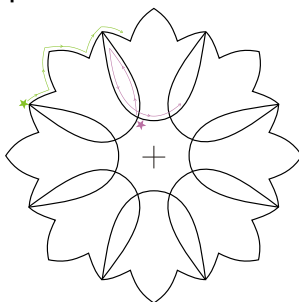

FEBRUARY 27, 2010

Sew on your own project or make some boutique items.

MARCH 6, 2010

Machine Quilting (requested in the evaluation sheets.)

Karen Greaves



Or sew on your own project.
More information to come.

MARCH 27, 2010

Jelly Roll Quilts

Adeline Johnson



Jelly Rolls are an entire fabric collection that has been laser cut into 2 1/2" strips, rolled up like a bakery confection and tied with a bow. Each pack contains one 44" long strip of each fabric in the group

Scrappy strip quilts This one would use strips that you already have in your stash, or you could cut strips from your stash, to get the colours that you would like to use.

More information coming. Of course, you can always sew on your own projects.

APRIL 24 & 25, 2010

No sewing Saturday. Quilt Show month !!! Display the quilts you have done over the last two years, take in a workshop or two and shop till you drop at the vendors booths, and then drop in for tea or coffee at the Tea Room.

MAY 15, 2009.

Fantasy Fish


With Judy Allard



This project done once during 2008-9. Judy has done one project on the first Saturday sewing of the fall 2009-2010 season. This is a good project to have when she gets back in the spring of 2010. Of course, she may have some other exciting project that we could learn. Or sew on your own project.

MAY 29, 2010

It is U F O Day



This is the day that you bring in at least one Unfinished Object to finish up. Let's make it a fun by having a contest. Number of projects? Complexity of projects? Size? Just wait and see !! Hopefully we will have some prizes for this one.

JUNE 19 or 26, 2010 (which ever most members would like. 19th has been booked)

Using Up Your Stash.

I am sure that there will be items in "Show and Tell" that will fit into this category. This time slot can be used for any item that may come up during "Show & Tell" that the members may wish to do.

Other projects that have been suggested for Sewing Saturdays are:

A Beginners Class

Curved Piecing

Bindings

Thread Basket

Labels

Quilter's Tote? Binder?

Bias Cut Blocks

Paper Piecing

These are your Sewing Saturdays. Please let me know what you would like to see. If you wish to see a particular technique or pattern featured, let me know. Call me at 937-6793 or e-mail me at staffnh@drytel.net